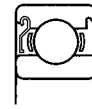
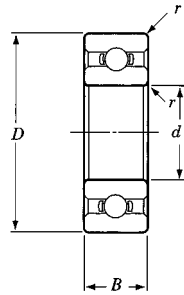
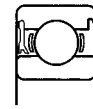


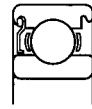
Bearing Specifications



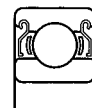
Z



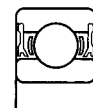
RS



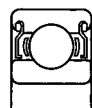
ZX



ZZ



2RS(99R)



ZZX

INCH RLS & RMS SERIES

GEK...XS-2RS

Bearing No.	Bore		Outer Diameter		Width				Radius		Load Rating (KN)		Weight (kg)
	d		D		B				r		Dynamic Cr	Static Cor	
	mm	inch	mm	inch	Open		Sealed		min				
RLS4	12.700	.500	33.338	1.313	9.525	.375	0.8	.031	0.8	.031	6.25	2.80	0.041
RLS5	15.875	.625	39.688	1.563	11.113	.438	0.8	.031	0.8	.031	9.75	4.90	0.068
RLS6	19.050	.750	47.625	1.875	14.288	.563	1.6	.063	1.6	.063	13.10	6.80	0.113
RLS7	22.225	.875	50.800	2.000	14.288	.563	1.6	.063	1.6	.063	14.20	7.85	0.122
RLS8	25.400	1.000	57.150	2.250	15.875	.625	1.6	.063	1.6	.063	18.20	9.85	0.177
RLS9	28.575	1.125	63.500	2.500	15.875	.625	1.6	.063	1.6	.063	19.80	11.50	0.277
RLS 10	31.750	1.250	69.850	2.750	17.463	.688	1.6	.063	1.6	.063	19.90	11.90	0.300
RLS 11	34.925	1.375	76.200	3.000	17.463	.688	1.6	.063	1.6	.063	21.30	13.60	0.350
RLS 12	38.100	1.500	82.550	3.250	19.050	.750	1.6	.063	2.4	.094	29.70	18.20	0.450
RLS 13	41.275	1.625	88.900	3.500	19.050	.750	1.6	.063	2.4	.094	33.30	20.70	0.520
RMS4	12.700	.500	41.275	1.625	15.875	.625	1.6	.063	1.6	.063	9.65	4.50	0.104
RMS5	15.875	.625	46.038	1.813	15.875	.625	1.6	.063	1.6	.063	11.80	5.65	0.122
RMS6	19.050	.750	50.800	2.000	17.462	.688	1.6	.063	1.6	.063	14.10	6.95	0.163
RMS7	22.225	.875	57.150	2.250	17.462	.688	1.6	.063	2.4	.094	18.95	9.55	0.204
RMS8	25.400	1.000	63.500	2.500	19.050	.750	1.6	.063	2.4	.094	21.00	11.50	0.258
RMS9	28.575	1.125	71.438	2.813	20.638	.813	1.6	.063	2.4	.094	27.20	15.30	0.390
RMS 10	31.750	1.250	79.375	3.125	22.225	.875	1.6	.063	2.4	.094	30.60	17.50	0.470

Any combination of closures is available.

Bearing Specifications



CLUTCH RELEASE BEARINGS

Main Dimensons (mm)			Bearing No.					Weight (kg)	Car Type
d	D	H	KOYO	NSK	NTN	NACHI	SKF		
28.2	51.5	16.0	28TAG12	28TAG12	28TAG12			0.135	MITSUBISH
33.0	60.0	17.0	RCT3360A	33TKDO3U3UN3	SF0743/2E	33TRBC4SB	VKC3503/35	0.160	TOYOTA
33.0	65.5	24.5	RCT338SA1	50TKE3301	FCR54-1/ZE	50SCRN31P	VKC3556	0.420	
35.0	57.0	14.0	CT35S	35TMK29B	SF0721/2E	35TRK-1	VKC3509	0.150	MITSUBISH
37.0	66.6	20.7		48TKA3214		28TAG12			ISUZU
38.1	67.0	16.4	RCT38SL1	24TK308B	SFO816	BC12S4SB	VKC3505	0.184	ISUZU
40.0	63.5	16.0	RCT4064SL1	TK40-14AU3	SF0815/4F	40TRK39-4SB	VKC3506	0.153	TOYOTA
40.0	67.0	19.8	RCT4067A2RS	40TKD07	SF0859	40TRBC07-27SB	VKC3501/35	0.230	TOYOTA
45.0	73.5	16.0	RCT45-1S	45TKD02	SF0914/4E	45TMK-1	VKC3511	0.212	
45.0	74.0	17.4	CT45-1S	TK45-4U3	45TMK804X	45TMK-1A		0.23	NISSAN/MAZAD
45.0	74.0	18.0	RCT45-1S	TK40-4B45TKD02	SF0914/4E	45TMK-1	VKC3511	0.212	ISUZU
45.0	74.5	19.0	RCT4075-1S	TK40-4AU3	SF0820	40TRK-1	VKC3500	0.282	NISSAN
45.0	77.0	19.0	45TNK20	45TNK20	45TNK20	45TNK20			
52.4	92.0	26.2	RCT-52-5			052TRBC09-7		0.520	TOYOTA
52.4	95.6	20.0	CT52A-1	TK52Z-1B	52TMK804	BC11S2	VKC3575	0.528	NISSAN TOYOTA
55.0	87.5	19.5	CT55BL1	TK55-1A1U3	55TMK804/4F	55TMK84		0.370	ISUZU
60.0	89.0	22.0	60TMK20	60TMK20	60TMK20	65TMK20		0.450	MITSUBISH
65.0	101.8	22.0	65TNK20	65TNK20	65TNK20	65TNK20	VKC3527	0.500	NISSAN
70.0	116.5	27.0	CT70B	TK70-1A1U3	SF1412	70TNK-1	VKC3541	0.920	HINO

Any combination of closures is available.